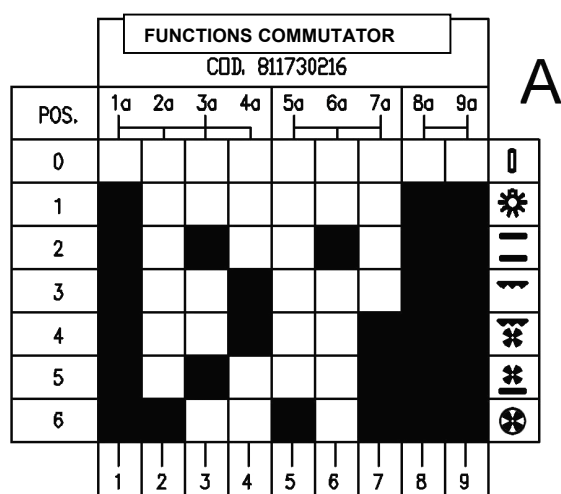


SERVICE BULLETIN

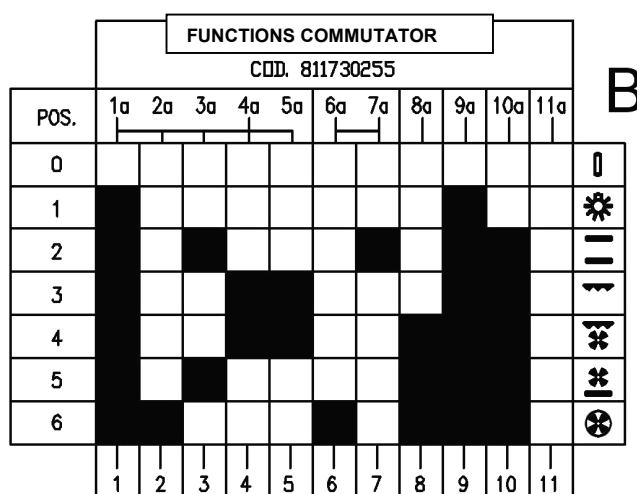
Date	
Document n°	CUC-SB2002-01-New commutator cookers 90X60TF-GB
Last Doc. n°	
Marque	Smeg
Models involved	Free-standing multifunction maxi-oven cookers 90X60. See the tables at the end of the document

Cause	Electric problem resolution linked to the three-phase connexion, and back electric current during the single-phase.
Problem	When the thermostat stopped the heating elements, the turnspit motor started working the programmer signals the end of cooking with an acoustic sound , concerning only the hour, but when the air function works the programmer does not works on the power card, keeping the electric current flux towards the heating elements.
Modification description	<p>The contacts of the grill heater element have been separated from the turnspit motor on the NEW commutator as underlined in the functions scheme B (cam contacts) compared with the OLD one A.</p> <p>The oven commutator, new code 811730255, instead of 9 fastons as the old code 811730216 had, has 10 fastons, see the electric scheme in the two versions, before and after the modification, referred to the wiring code 820731601.</p> <p>As for the models SUK91MFA/X the electric scheme referred to the wiring group 690731600 will be changed at the same way.</p>
Date of introduction	See table at the last page
Interchangeability	<p>IT DOES NOT EXIST.</p> <p>However it is possible on cookers with Old wiring to replace the OLD commutator with the NEW one, following these instructions:</p> <ul style="list-style-type: none"> - Connect again the cables on the contacts 1-2-3 in the same positions - Eliminate the faston on the double black contact 4, add a faston on each black cable , add a faston on the 4 contact and move the other faston on the 5 contact - Connect again the cables which start from 5 to 9, reduce of one position from 6 to 10; - Move the double red wire on the 7a; - Move the single red wire on 1a - Connect again the SMS wire (starting microswitch) on contact 6a - Create an electric bridge between 4a and 8a.



811730216

OLD



811730255

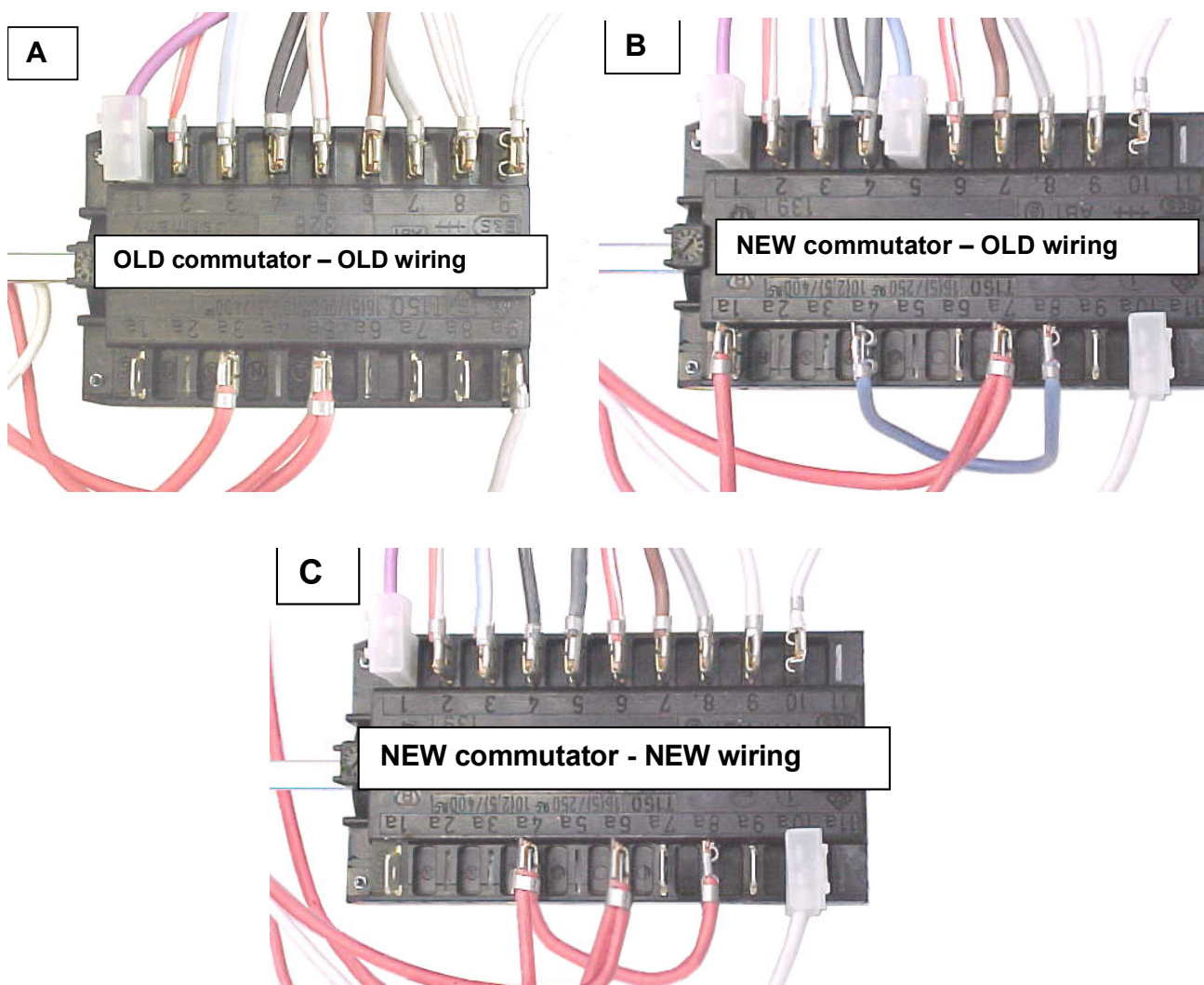
NEW

SERVICE BULLETIN

The picture **A** (left below) shows the Old commutator with the OLD wiring code 8207301625 concerning the code 690731600 assembled on the model SUK. This model is different from the OLD wiring cod.820731602 (group cod.690731601) assembled on the others european multifunction cookers for the added double white cable (WH2) on the 8 contact which reaches the P2 contact of the energy adjusting. (EA)

The picture **B** (right below) shows the transition phase, where the use of the remaining wiring of the unchanged hobs (OLD), code 820731602, with NEW commutator, has involved some changes:

- disconnection of the turnspit motor black cable
- introduction of the blue cable which from the contact **5** goes to the turnspit motor
- introduction of the blue bridge which goes from the **4a** to **8a**;
- the red cable RD2 has been moved on the **1a** contact, while the starting microswitch cable is inserted in the faston **6a**.

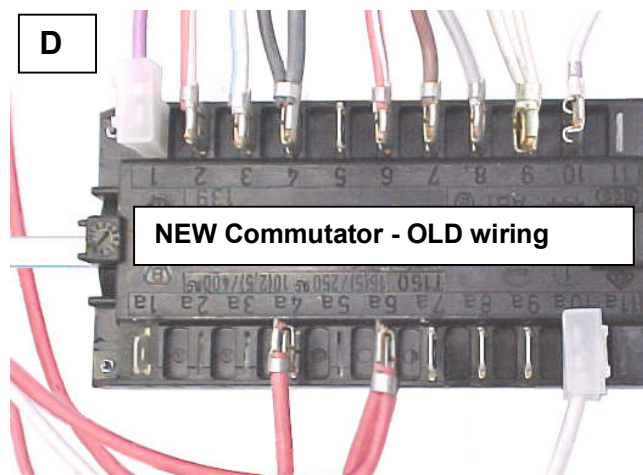


The picture **C** shows how the wiring of the changed hob (NEW) cod.820731602, is connected with the NEW commutator:

- the black cable on the faston **4** and **5**;
- double red cable on **4a** contact and with a bridge on the **8a** contact;
- the other double red cable on the **6a** contact;
- the cable of the starting microswitch will be re-placed on the faston **1a**

SERVICE BULLETIN

The cooker model SUK91MFX assembles the OLD wiring code 820731625, but with the NEW commutator (see picture D) .



during this phase connect again:

- the cables from **1 to 4** as the OLD commutator
- the cables from **5 to 9** moved from one position from **6 to 10**
- the single red cable on the 4a contact
- the double red cable on the 6a contact

NB: with this type of connexion the cooker will function only in single-phase in order to keep safety conditions.



Servizio post vendita - After sales service - Kundendienst - Service après vente - Servicio post venta

SERVICE BULLETIN

Smeg Free-standing maxi-oven multifunction cookers **90X60**

Client: MAJOR ELECTRICAL APPL. PTY LTD - OMEGA SMEG DIVISION ; SMEG BELGIUM ; SMEG HAUSGERAETE ;

SMEG FRANCE ; SMEG NEDERLAND ; SMEG UK

Serial Number Model introduction from	OLD			NEW			Op.	Modelli												
	Code	Description	Qty	Code	Description	Qty		SA9065	SA9065LPG	SA9066	SA9066LPG	SCB90MFX	SCB91MFX	SCD91MFX	SCD93MFX	SCE90MFX	SCE91MFX	SNL91MFX	SUK91MFA	SUK91MFX
21217001 - SCD93MFX	811730216	COMM OVEN SUK91MFX	1	811730255	COMM SUK91MFX	1	Repl.	*	*	*	*	*	*	*	*	*	*	*		
362 - SUK91MFX	811730216	COMM OVEN SUK91MFX	1	811730255	COMM SUK91MFX	1	"												*	*
Serial Number Model introduction from	Code	Description	Qty	Code	Description	Qty	Op.	Modelli												
OLD																				