


SERVICE BULLETIN

VERSION	00	02/01/06	First version

Document n°	CUC-SB2006-01-New microswitch on cooker door-GB
Brand	Smeg
Models envolved	Freestanding cookers 90x60,90X60PB, 60x60,60x50,80X50PB, 80x50T
Cause	Improvement of microswitch efficiency
Description of modification	The door receiver+microswitch assy have been replaced by an independent microswitch fixed directly on the oven front frame and by a door receiver. For this reason the frontal part of the oven has been modified, adding a hole for the microswitch (see details)
Date of introduction	From 07/10/05 onwards
Interchangeability	NO -- The new microswitch cannot be mounted on the appliances produced before this date, as there is no hole in the front part of the oven to fix it.

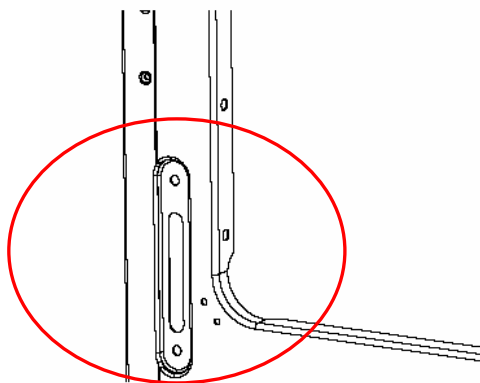
OLD CONFIGURATION

MICROSWITCH
PARTNO
814490491



DOOR RECEIVER ASSY PART N° 695970056

DETAILS OF SWITCH FIXED TO DOOR RECEIVER




OVEN FRONT PART


SERVICE BULLETIN

NEW CONFIGURATION


The door receiver+microswitch assy and the oven front part have been replaced with: a new microswitch, the related support for the fixing, a new oven front part and an independent receiver has been added replacing the old door receiver+ microswitch assy.



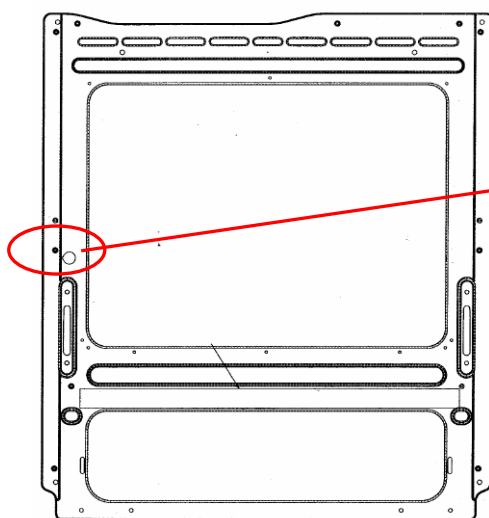
DETAIL MICROSWITCH
PART NO. 814490636



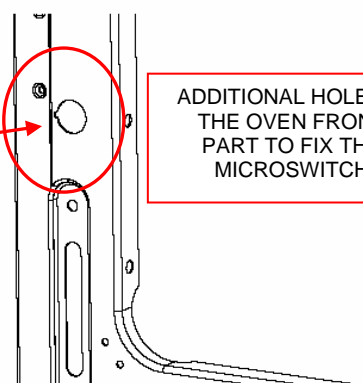
DETAIL ON MICROSWITCH FIXING



DETAIL OF MICROSWITCH
SUPPORT PART NO.762371692



OVEN FRONT PART



DETAIL



Servizio post vendita - After sales service - Kundendienst - Service après vente - Servicio pos venta

SERVICE BULLETIN