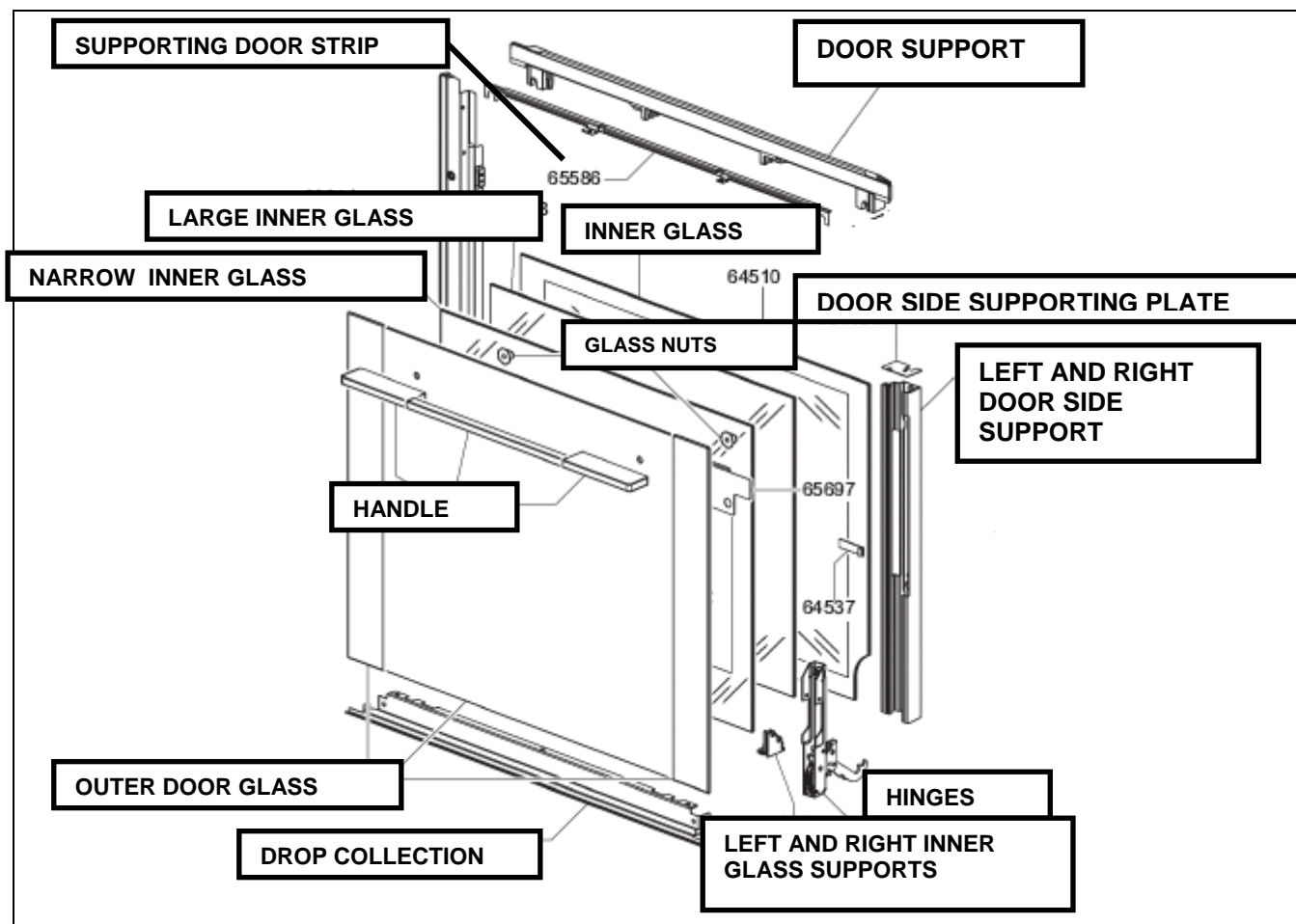


<b>VERSION</b>	00	First version
----------------	----	---------------




<b>Document N.</b>	FRN-SB2008-10- introduction of a new oven door_ SCP_SC_FP
<b>Brand</b>	Smeg
<b>Models concerned</b>	60cm ovens SCP.../SC...series –FP models here below indicated
<b>Cause</b>	door assembling improvement
<b>Description of modification</b>	Introduction of a new door ( for the related spare part numbers , refer to the related exploded views)
<b>Date of introduction</b>	refer to the table included into the document
<b>Interchangeability</b>	<p><b>NO- for the models SCP and SC following listed:</b> <u>it is not possible to fit the new configuration door</u> foreseen for the models -2 on appliances produced before the modification, as the new models -2 are equipped with front panel and the related door strip with different dimensions ( these components are passed from 12cm to 10cm height).</p> <p><b>YES-for the models FP, SC following listed and SCP160:</b> <b>ONLY the new configuration complete door</b> can be fitted on appliances produced before the modification as the door strip and front panel dimensions are not changed.</p>

<b>MODELS</b>	<b>INTRODUCTION DATE</b>
Series SCP...and SC100.../SC106.../SC109.../SC110.../SC112...( that is to say “Linear” oven series – aesthetic without frame)	The introduction of the new door has required the creation of new models whose index is -2
All SC ovens...( that is to say traditional ovens with the door aesthetic without frame)	<b>Starting from 01/09/2008:</b> introduction of a new door with modification. (refer to the related exploded views for the component part numbers)
FP132.../FP131.../FPM68X.../SCP160X	<b>Starting from 01/04/2008:</b> introduction of a new door with modification. (refer to the related exploded views for the component part numbers)

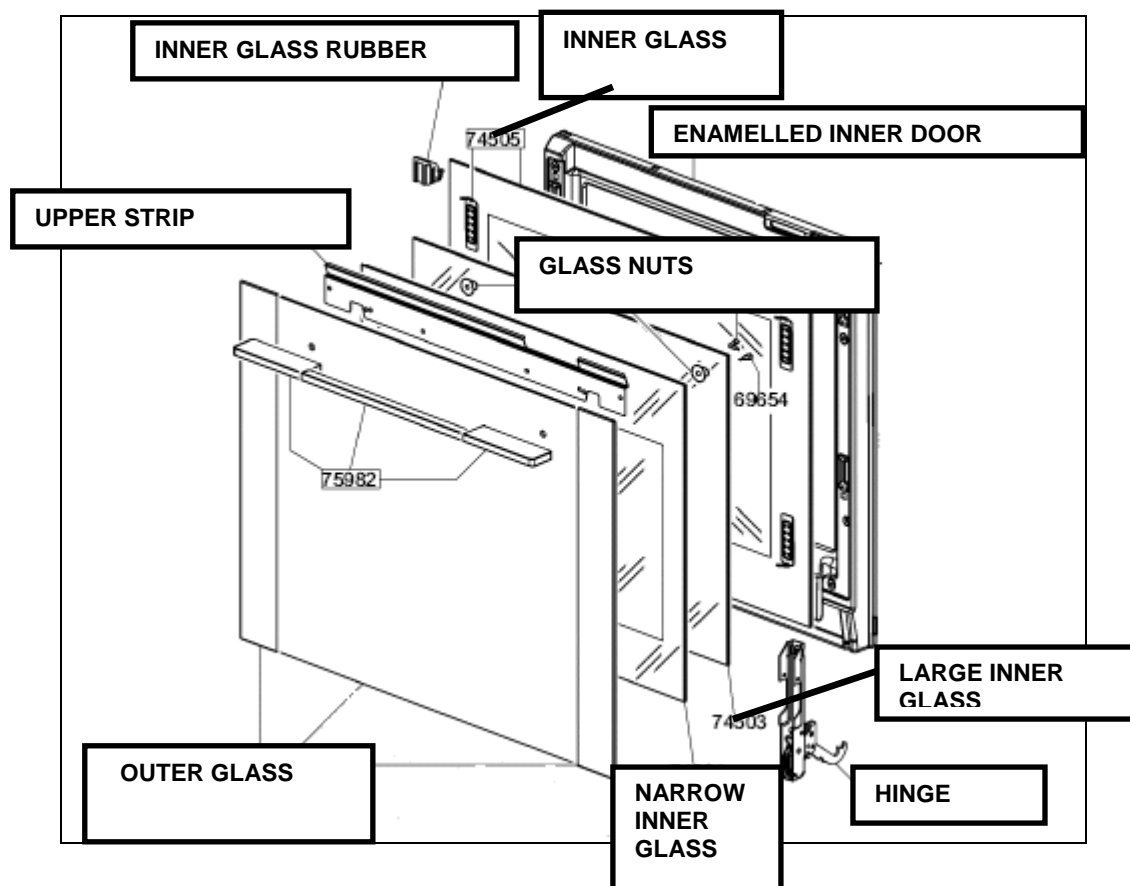
# OLD DOOR



**DOOR DISMANTLING**

	
<div>4</div> 	<div>5</div> 
SIDE SUPPORT DISMANTLED	SUPPORT AND THE RELATED DOOR STRIP DISMANTLED

**NEW DOOR**



**DOOR DISMANTLING**

**1 INNER GLASSES : NARROW AND LARGE**



**CORNER RUBBER  
FOR THE INNER  
GLASS COUPLING**



**2 ENAMELLED INNER DOOR**



**3 OUTER GLASS**

